

SIMS and Integrated Curriculum Financial Planning

John Christian



BRINGING
SIMS TO
YOU




**“Do you know how
much it costs to teach
a lesson at your
school?
Because if you don’t,
you should.”**

Lord Agnew

SIMS

BRINGING
SIMS TO
YOU



Home

Guidance

School resource management self-assessment tool

This tool can be used to reassure trusts that they are managing resources effectively and to identify any adjustments they need to make.

Published 12 September 2018

Last updated 14 October 2019 — [see all updates](#)

From: [Department for Education](#)

Applies to: England

Documents




[School resource management self-assessment tool: checklist and dashboard](#)

Related content

- [Supporting excellent school resource management](#)
- [School resource management: checklist](#)
- [Schools financial efficiency: metric tool](#)
- [School resource management](#)
- [School workforce planning](#)

SIMS

BRINGING
SIMS TO
YOU



School resource management self-assessment dashboard

Effective resource management is about how a trust uses its resources to drive outcomes for its pupils. A trust can improve outcomes by using its resources more effectively.

The dashboard below is designed to help trusts identify areas for improved resource management. It shows how a school compares to thresholds on a range of key indicators.

[Click here to add another school ->](#)

A. Information about your school(s)

Using the dashboard

The dashboard data should be completed at school level. Sixth form colleges do not need to complete the dashboard.

Schools and trusts should use the most up to date data available to them, and not rely on lagged published data.

Complete all highlighted cells.
Guidance on calculating or collecting the data for the school so that metrics are compared to thresholds consistently can be found [here](#). Clicking on the link next to individual indicators below will also take you to the relevant section of the guidance.

Either input the school's percentages and ratios directly, or complete the [Optional - input raw data](#) form with spending information and school characteristics. The percentages and ratios in the dashboard will then auto-calculate.

Add up to 20 schools by using the [Click here to add another school](#) buttons. Macros must be enabled for this feature.

Using the results from the dashboard

[Click here](#) for explanations of what the red, amber and green (RAG) ratings mean and what do with the results.

School name:	
Phase:	
Region:	
Number of pupils	
% of pupils eligible for FSM:	

[This school is being compared to other:](#)

[Click here](#) to see the RAG rating data for this school

Input the school's percentages and ratios directly below, or [click here](#) to input raw spending and characteristics data for this school

To reset the form to draw from the raw spending and characteristics data, [click here](#)

The school's data

Rating against thresholds

B. Spending as a percentage of total expenditure

Spend on teaching staff as a percentage of total expenditure	Guidance
Spend on supply staff as a percentage of total expenditure	Guidance
Spend on education support staff as a percentage of total expenditure	Guidance
Spend on administrative and clerical staff as a percentage of total expenditure	Guidance
Spend on other staff costs as a percentage of total expenditure	Guidance
Spend on premises (including staff costs) as a percentage of total expenditure	Guidance

SIMS

BRINGING
SIMS TO
YOU



Guidance

Dashboard support notes

Updated 14 October 2019

Contents

Introduction

- A. Information about your school
- B. Your spending as a percentage of total expenditure
- C. Reserves / balances as a percentage of total income
- D. School characteristics
- E. Outcomes
- Technical explanation

Introduction

The school resource management self-assessment tool helps to provide trust boards with assurance that they are meeting the basic standards necessary to achieve a good level of financial health and resource management.

The tool can be used to identify possible areas for change to ensure that resources are being used to support high-quality teaching and the best education outcomes for pupils.

The tool comprises a checklist and a dashboard. A similar version for maintained schools, the [schools financial value standard \(SFVS\)](#), is also available.

The checklist asks a number of questions of trust boards in six areas of resource management to provide assurance that the school is managing its resources effectively

Average teacher cost

Spend on teaching staff typically takes up the largest proportion of a school's overall spending.

Key factors determining the level of spend on teaching staff include the number of teachers; the structure of the school workforce; and the average teacher cost.

Schools may receive an amber or red rating on this indicator if their average teacher cost is significantly lower or higher than other schools.

Schools should understand their rating and whether any changes are required to achieve better resource management.

An average teacher cost that is significantly different from other schools may suggest that the staffing grade profile; the responsibility structure of the school; or the pay flexibilities (for example differentiating pay by teachers' performance) are different from other schools and may be a consideration for change.


Calculating your data

Average teacher cost = spend on teaching staff [E1] ÷ full time equivalent number of teachers

Spend on teaching staff includes the salaries and wages (including allowances, maternity pay, employer's contributions to National Insurance, and teachers' pensions) of permanent teaching staff.

It excludes teachers employed casually and directly, such as supply teachers, and any teacher not employed directly by the school such as agency staff.

Full time equivalent number of teachers includes both classroom teachers and teachers in the leadership group. It excludes teaching assistants, non-classroom based school support staff, and auxiliary staff.





HTML

Details


Complete and submit the [school resource management self-assessment tool checklist](#) by **14 November 2019**.

The tool helps assure governing bodies and trust boards that they are meeting the right standards to achieve a good level of financial health and resource management.

It can be used to identify areas for change to make sure resources are used to support high-quality teaching and the best education outcomes for pupils.

SIMS

BRINGING
SIMS TO
YOU



Integrated Curriculum Financial Planning

Filter by name if you wish

Full Name

All

Service Term

- Select all
- Leadership
- Leading Practitioner
- Manual Staff
- NJC - APT & C Staff
- Teachers
- Teachers Upper
- Advanced Skills Teacher

Teacher Contact Ratio

0.63

Cost per Hour Lesson

£3,089.34

Average Teacher Cost

£48,995.59

Leadership FTE Ratio

0.05

Leadership Cost Ratio

0.10

Average Students per Class

22.11

Pupil Teacher Ratio

15.12

Pupil Adult Ratio

11.29

Full Name	Service Term	Contracted_Teaching_Hours_per_Week	Teacher_Teaching_Hours
Dr J Lebon	Teachers	25.00	18.00
Dr R McNamara	Teachers	25.00	22.00
Dr S Mianadad	Teachers	25.00	14.00
Miss A Parker	Teachers	25.00	27.00
Miss B Patel	Teachers	25.00	9.00
Miss F Burton	Teachers	25.00	20.00
Miss G Ratcliffe	Teachers	25.00	15.00
Miss H Green	Teachers	25.00	14.00
Miss J Edwards	Teachers	25.00	24.00
Miss J Foster	Teachers	25.00	19.00
Miss J Young	Teachers	25.00	16.00
Miss K Burrows	Teachers	25.00	24.00
Miss R Hatchett	Leadership	25.00	20.00
Miss S Abdullah	Teachers	25.00	0.00
Mr A Blacker	Leadership	25.00	10.00
Mr A Gray	Teachers	25.00	16.00



CAPITA SIMS

Service Term

- Select all
- Leadership
- Leading Practitioner
- Manual Staff
- NJC - APT & C Staff
- Teachers
- Teachers Upper

Full Name	Service Term	Contracted_Teaching_Hours_per_Week	Teacher_Teaching_Hours
Dr J Lebon	Teachers	25.00	18.00
Dr R Mcnamara	Teachers	25.00	22.00
Dr S Mianadad	Teachers	25.00	14.00
Miss A Kent	Teachers	25.00	25.00
Miss A Parker	Teachers	25.00	27.00
Miss B Bates	Teachers Upper	25.00	25.00
Miss B Patel	Teachers	25.00	9.00
Miss F Burton	Teachers	25.00	20.00
Miss G Batcliffe	Teachers	25.00	15.00
Total		1949.15	1383.00

School Name

- Green Abbey
- Waters Edge

School Phase

- Primary
- Secondary

Teacher Contact Ratio

0.71

Cost per Hour Lesson

£2,781.50

Average Teacher Cost

£49,329.75

Leadership FTE Ratio

0.08

Leadership Cost Ratio

0.13

Average students per class

23.51

Pupil Teacher Ratio

17.54

Pupil Adult Ratio

11.94

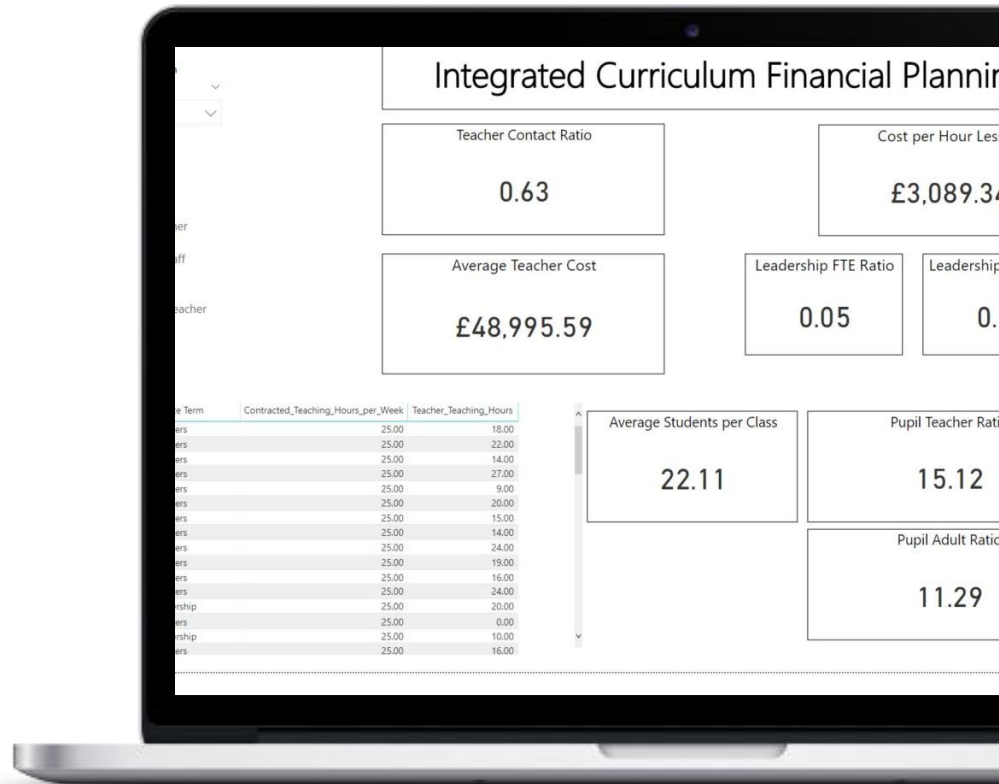


ICFP

Demonstrations

Single School/Academy

MAT/Group of schools



SIMS

ICFP Resources

Download the resources from the Assessment section on the Customer Success Hub on My Account.

<https://myaccount.capita-cs.co.uk/hot-topics/cs-resource-hub/>


Music: www.bensound.com

[Click here to download a document which highlights the full power of SIMS and what is included as part of your Core & Assessment license](#)

Assessment	Attendance	Conduct	Curriculum Management
Supporting Everyday Use New! Analysis & Reporting	Supporting Everyday Use Analysis & Reporting	Supporting Everyday Use	Integrated Curriculum Financial Planning
Exams	Finance	Interventions	Parental Engagement
Supporting Everyday Use	BACS Processing within FMS CFR Changes Integrated Curriculum Financial Planning	Supporting Everyday Use Analysis & Reporting	Supporting Everyday Use
SEN	Top Tips	Webinars	Other
Supporting Everyday Use	Reporting Supporting Everyday Use Technical	Upcoming Webinars Previous Webinars	Safety Reports and Delta Reports Student Dashboard Utilities New! Release Information SIMS Reporting with Power BI

SIMS

BRINGING
SIMS TO
YOU



Thank you

  **#BSTY**